

No. YW20200895



8 7 0 8



中国认可
国际互认
检测
TESTING
CNAS L1071

TEST REPORT

Product: Face Shield

Model: dny-2020022806

Applicant: Dingjia(Dongguan)Article Manufacture Factory

Date of issue: 2020-06-02

GIMT

GUANGZHOU INSTITUTE OF MEASUREMENT AND TESTING TECHNOLOGY



NOTICES



- 1) The report is invalid without authorized stamp.
- 2) The report is invalid without the signatures of the tester, the reviewer and the approver.
- 3) The report is invalid if altered.
- 4) Reproduction of the report is prohibited except in full, unless approved in writing by GIMT.
- 5) Unless otherwise indicated, the test results contained in the report apply only to the samples tested.
- 6) Any disputes to the report should be claimed in written form to the test agency within 15 days after receiving the report.
- 7) The applicant should be responsible for the authenticity of the sample informations.

* * * * *



GUANGZHOU INSTITUTE OF MEASUREMENT AND TESTING TECHNOLOGY

TEL: +86(20) 32086293, +86(20) 32086301
FAX: +86(20) 32086293

E-MAIL: yewuban@gzjls.net
WEB: <https://www.gzjls.net>



TEST REPORTS


Information


Report No. YW20200895

Page 1 of 9

Report No.	YW20200895
Commission No.	4010236
Testing Laboratory	Guangzhou Institute of Measurement and Testing Technology
Address	No.19, Jiantashan Road, Kexuecheng, Guangzhou, Guangdong, China
Applicant	Dingjia(Dongguan)Artcle Manufacture Factory
Address	No.1, Phoenix Road, Huangmaling Industrial Zone, Dongkeng Town, Dongguan City Guangdong Province, 523456, China
Information of samples	
Product	Face Shield
Brand name	/
Model	dny-2020022806
Manufacturer	Dingjia(Dongguan)Artcle Manufacture Factory
Address	No.1, Phoenix Road, Huangmaling Industrial Zone, Dongkeng Town, Dongguan City Guangdong Province, 523456, China
Quantity submitted	25 pcs.
Environmental condition	
Temperature	21.2 °C
Relative humidity	59 %
Test requested	EN 166:2001
Test method	EN 167:2001,EN 168:2001
Results	Please refer to the following pages.
Conclusion	Based on the test results given in this report, the specimens do not meet the requirements of EN 166:2001.
Date	
Date of receipt	2020-05-18
Period of testing	2020-05-18 to 2020-06-01
Date of issue	2020-06-02

— see next page —

Approved by:  李育豪

Reviewed by:  张洁

Tested by:  曹文才




TEST REPORTS

Information

Report No. YW20200895

Page 2 of 9

Description of samples	Photo of samples
<p>Type: Face-shields Optical class: 1 Symbol: 3 Quantity submitted: 25 pcs.</p>	


Comment:

EN 166:2001
Personal eye-protection Specifications

Clause	Requirement	Result
6	<u>Design and manufacturing requirements</u>	
6.1	General construction	Pass
6.3	Headbands	Pass
7.1	<u>Basic requirements</u>	
7.1.1	Field of vision	Pass
7.1.2.1	Spherical, astigmatic and prismatic refractive powers	Pass
7.1.2.2	Transmittance	Pass
7.1.2.3	Diffusion of light	Pass
7.1.3	Quality of material and surface	Pass
7.1.4	Robustness	Fail
7.1.5	Resistance to ageing	Pass
7.1.6	Resistance to corrosion	N/A
7.1.7	Resistance to ignition	Pass
7.2	<u>Particular requirements</u>	
7.2.4	Protection against droplets and splashes of liquids	Pass

#1: N/A means the test item does not apply to the test objects.

—See next page—

Approved by:  李育豪

Reviewed by:  张洁

Tested by:  曹文才

TEST RESULTS

EN 166:2001

Personal eye-protection Specifications

Report No. YW20200895

Page 3 of 9

6 Design and manufacturing requirements

6.1 General construction

Requirements:

Eye-protectors shall be free from projections, sharp edges or other defects which are likely to cause discomfort or injury during use.

Result: All the samples: Pass.

6.3 Headbands

Requirements:

Headbands, when used as the principal means of retention, shall be at least 10 mm wide over any portion which may come into contact with the wearer's head. Headbands shall be adjustable or self-adjusting.

Table 1. Test results of the width of Headbands

Performance parameter	Sample	Measurements	Result (Pass/Fail)
Width (mm)	1	24.89	Pass
	2	24.74	Pass
	3	24.79	Pass

Result: Sample 1~3: Pass.

7.1 Basic Requirements

7.1.1 Field of vision

Requirements:

Eye-protectors shall exhibit a minimum field of vision defined by the two ellipses in Figure 1 when placed and centered at a distance of 25 mm from the surface of the appropriate head-form.

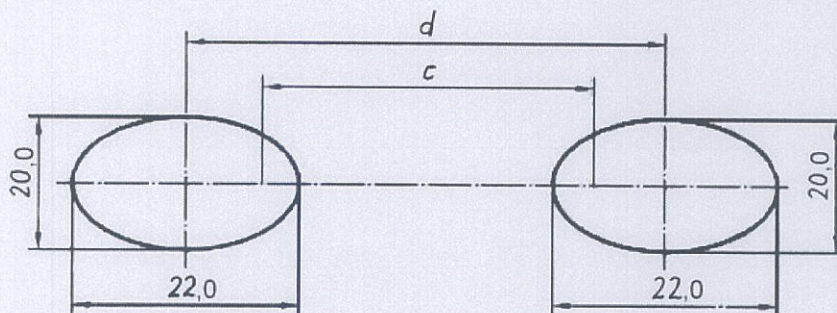



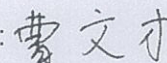
Figure 1 - Definition of the field of vision

Result: Sample 1~3: Pass.

—See next page—

Approved by:  李育豪

Reviewed by:  张洁

Tested by:  曹文才

TEST RESULTS

EN 166:2001
Personal eye-protection Specifications

Report No. YW20200895

Page 4 of 9

7.1.2 Optical requirements

7.1.2.1 Spherical, astigmatic and prismatic refractive powers

The requirements and test results are showed as Table 2.

Table 2. Requirements and test results of refractive powers

Performance parameter	Sample	Measurements		Requirements	Result (Pass/Fail)
		R	L		
Spherical refractive power (m ⁻¹)	1	-0.01	0.00	±0.06	Pass
	2	-0.01	-0.01		Pass
	3	-0.01	-0.01		Pass
Astigmatic refractive power (m ⁻¹)	1	0.00	0.00	<0.06	Pass
	2	0.02	0.01		Pass
	3	0.02	0.01		Pass
Difference in prismatic refractive power (cm/m)	1	Horizontal: Base out ,0.05 Vertical: 0.01		Horizontal: Base out: <0.75 Base in: <0.25 Vertical: <0.25	Pass
	2	Horizontal: Base out ,0.02 Vertical: 0.02			Pass
	3	Horizontal: Base out ,0.04 Vertical: 0.01			Pass

Result: Sample 1~3: Pass.

7.1.2.2 Transmittance

7.1.2.2.1 Oculars without filtering ation


The requirements and test results are showed as Table 3.


Table 3. Requirements and test results of luminous transmittance

Performance parameter	Sample	Measurements		Requirements	Result (Pass/Fail)
		R	L		
Luminous transmittance (%)	4	91.5	91.4	>74.4	Pass
	5	91.5	91.3		Pass
	6	91.5	91.5		Pass

Result: Sample 4~6: Pass.

— See next page —

Approved by:  李育豪

Reviewed by:  张洁

Tested by:  曹文才

TEST RESULTS

EN 166:2001
Personal eye-protection Specifications

Report No. YW20200895

Page 5 of 9

7.1.2.3 Diffusion of light

The requirements and test results are showed as Table 4.

Table 4. Requirements and test results of diffusion of light

Performance parameter	Sample	Measurements		Requirements	Result (Pass/Fail)
		R	L		
Diffusion of light ($cd/(m^2 \cdot lx)$)	4	0.32	0.32	≤ 0.50	Pass
	5	0.28	0.31		Pass
	6	0.27	0.30		Pass

Result: Sample 4~6: Pass.

7.1.3 Quality of material and surface

Requirement:

Except for a marginal area 5 mm wide, oculars shall be free from any significant defects likely to impair vision in use, such as bubbles, scratches, inclusions, dull spots, pitting, mould marks, scuring, grains, pocking, scaling and undulation.

Result: Sample 1~3: Pass.

7.1.4 Robustness

7.1.4.1 Minimum robustness

Requirement:


When tested in accordance with clause 4 of EN 168:2001, the following defects shall not occur:


- a) ocular fracture: an ocular shall be considered to have fractured if it has cracked through its entire thickness into two or more pieces, or if more than 5 mg of the ocular material becomes detached from the surface away from the one in contact with the ball, or if the ball passes through the ocular;
- b) ocular deformation : an ocular shall be considered to have been deformed if a mark appears on the white paper on the opposite side to the one on which the force is applied.

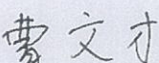
Result: N/A.

Notes: This requirement relates only to cover plates and oculars with filtering effect and need not be assessed if these items are intended to meet the requirements for increased robustness or resistance to high speed particles, in which case the requirements of 7.1.4.2 or 7.2.2 shall be met.

—See next page—

Approved by:  李育豪

Reviewed by:  张洁

Tested by:  曹文才

TEST RESULTS

EN 166:2001

Personal eye-protection Specifications

Report No. YW20200895

Page 6 of 9

7.1.4.2 Increased robustness (Complete eye-protectors and frames)**Requirement:**

When tested in accordance with clause 3.2 of EN 168:2001, the following defects shall not occur:

- a) ocular fracture : an ocular shall be considered to have fractured if it cracks through its entire thickness into two or more pieces, or if more than 5 mg of the ocular material becomes detached from the surface away from the one struck by the ball, or if the ball passes through the ocular;
- b) ocular deformation : an ocular shall be considered to have been deformed if a mark appears on the white paper on the opposite side to that struck by the ball;
- c) ocular housing or frame fracture : an ocular housing or frame shall be considered to have failed if it separates into two or more pieces, or if it is no longer capable of holding an ocular in position, or if an unbroken ocular detaches from the frame, or if the ball passes through the housing or frame;
- d) lateral protection failure : the lateral protection shall be considered to have failed if it fractures through its entire thickness into two or more separate pieces, or if one or more particles become detached from the surface remote from the impact point, or if it allows the ball to penetrate completely, or if it partially or totally detaches from the eye-protector, or if its component parts become separated.

Result: Test results of the submitted samples are showed as Table 5.


Table 5. Test results of increased robustness

Sample	Impact point	Test temperature	Defects	Result (Pass/Fail)
7~8	Left eye frontal	+55 °C	Ocular deformation: A mark appears on the white paper to that struck by the ball	Fail
11~12	Right eye frontal	+55 °C		Fail
9~10	Left eye frontal	-5 °C		Fail
13~14	Right eye frontal	-5 °C		Fail
15	Left eye side	+55 °C		Fail
17	Right eye side	+55 °C		Fail
16	Left eye side	-5 °C		Fail
18	Right eye side	-5 °C		Fail

Result: Fail.


—See next page—

Approved by:



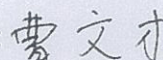
李育豪

Reviewed by:



张洁

Tested by:



曹文才

TEST RESULTS

EN 166:2001 Personal eye-protection Specifications

Report No. YW20200895

Page 7 of 9

7.1.5 Resistance to ageing

7.1.5.1 Stability at an elevated temperature

Requirement:

Assembled eye-protectors shall show no apparent deformation when tested by the method specified in clause 5 of EN 168:2001.

Result: Sample 1~3: Pass.

7.1.5.2 Resistance to ultraviolet radiation (oculars only)

The requirements and test results are showed as Table 6.

Table 6. Requirements and test results of resistance to ultraviolet radiation

Performance parameter	Sample	Measurements		Requirements	Result (Pass/Fail)
		R	L		
Relative change of luminous transmittance (%)	4	+0.1	+0.2	±5	Pass
	5	+0.2	+0.4		Pass
	6	+0.1	+0.2		Pass
Reduced luminance factor (cd/(m ² ·lx))	4	0.36	0.37	≤0.50	Pass
	5	0.41	0.42		Pass
	6	0.40	0.38		Pass

Result: Sample 4~6: Pass.

7.1.6 Resistance to corrosion


Requirement:


After having undergone the test for resistance to corrosion specified in clause 8 of EN 168:2001, all metal parts of the eye-protector shall display smooth surfaces, free from corrosion, when they are examined by a trained observer.

Result: N/A.

Notes: This requirement relates only to the eye-protector with metal parts.

——See next page——

Approved by:  李育豪

Reviewed by:  张洁

Tested by:  曹文才

TEST RESULTS

EN 166:2001

Personal eye-protection Specifications

Report No. YW20200895

Page 8 of 9

7.1.7 Resistance to ignition


Requirement:

Eye-protectors shall be tested in accordance with the method specified in clause 7 of EN 168:2001 and shall be considered to be satisfactory if no part of the eye-protector ignites or continues to glow after removal of the steel rod.

Result: Sample 10~12: Pass.

——See next page——

Approved by:



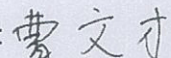
李育豪

Reviewed by:



张洁

Tested by:



曹文才

TEST RESULTS

EN 166:2001

Personal eye-protection Specifications

Report No. YW20200895

Page 9 of 9

7.2 Particular requirements**7.2.4 Protection against droplets and splashes of liquids****Requirement:**

When tested in accordance with clause 12 of EN 168:2001, the results shall be considered to be satisfactory if:


- a) no pink or crimson colouration appears in the ocular regions defined by the two circles when assessing goggles for protection against droplets. No account shall be taken of any such colouration up to a distance of 6 mm inside the edges of the eye-protector;
- b) face-shields cover the eye-region rectangle of the appropriate head-form as described in 10.2.2.2 of EN 168:2001 as assessed in accordance with 10.2 of EN 168:2001.

Additionally, face-shields for protection against splashes of liquids shall have a viewing area with a minimum vertical centre-line depth of 150 mm when mounted in the appropriate housing.


Result: Sample 19~21: Pass.

—End of the report—

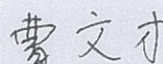
Approved by:


李育豪

Reviewed by:


张洁

Tested by:


曹文才